



■ **Features**

- Ultra slim
- Universal AC input / Full range
- 2 pole USA plug
- No load power consumption <0.075W
- **Energy efficiency Level VI**
- Comply with EISA 2007/DoE
- Class II power (without earth pin)
- Protections: Short circuit / Overload / Over voltage
- Fully enclosed plastic case
- Pass LPS
- 3 years warranty

■ **Applications**

- Consumer electronic devices
- Telecommunication devices
- Office facilities
- Industrial equipments

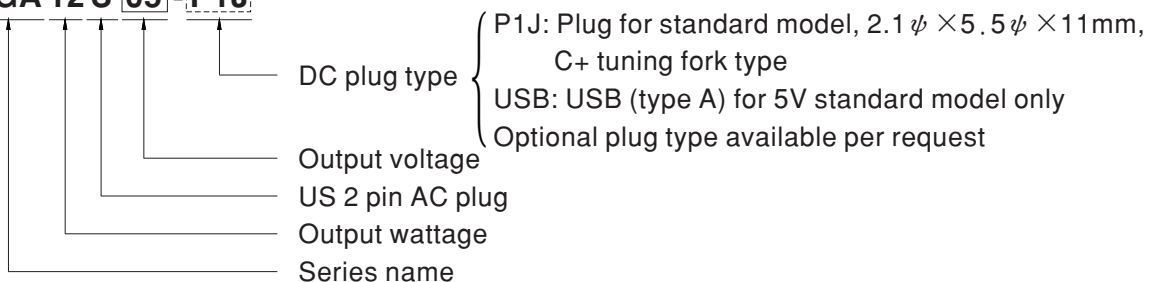
■ **Description**

SGA12U is a 12W ultra slim wall-mounted style single-output green adaptor series, which is compact and convenient for carry. SGA12U is a class II power unit (without FG) equipped with the standard 2-Pin U.S. plug, accepting the input range from 90VAC to 264VAC. The whole series provides different models with output voltages ranging between 5VDC and 48VDC that it can satisfy the demands for various types of consumer electronic devices.

With the efficiency up to 88% and the extremely low no-load power consumption below 0.075W, SGA12U is compliant with the latest U.S. energy regulation EISA 2007/DoE(Level VI). The supreme feature allows the adaptor to save the energy when it is under either the operating mode or the standby mode. The entire series is approved for international safety regulations; moreover, it adopts the 94V-0 flame retardant plastic case that it can effectively prevent users from electric hazards.

■ **Model Encoding**

SGA 12 U 05 - P1J

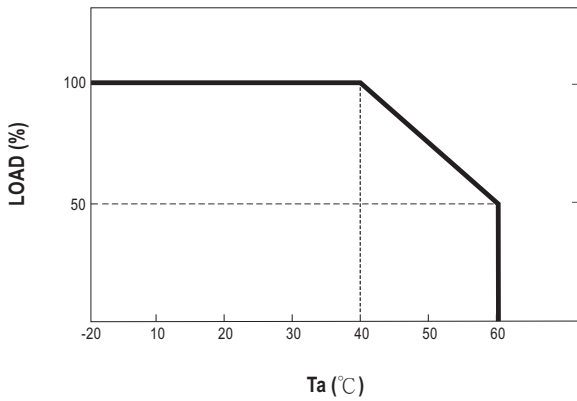




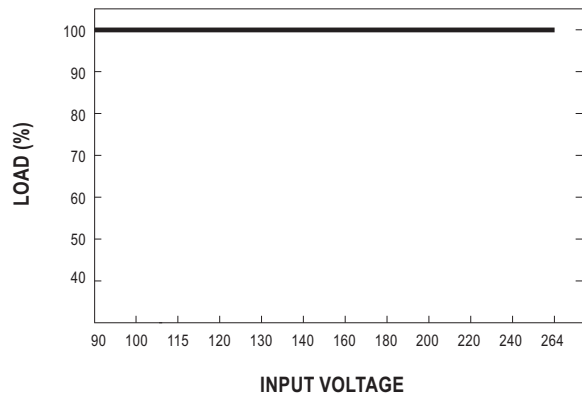
SPECIFICATION

ORDER NO.		SGA12U05- <input type="checkbox"/> <input type="checkbox"/> =P1J, USB	SGA12U07-P1J	SGA12U09-P1J	SGA12U12-P1J	SGA12U15-P1J	SGA12U18-P1J	SGA12U24-P1J	SGA12U48-P1J	
OUTPUT	SAFETY MODEL NO.	SGA12U05	SGA12U07	SGA12U09	SGA12U12	SGA12U15	SGA12U18	SGA12U24	SGA12U48	
	DC VOLTAGE Note.2	5V	7.5V	9V	12V	15V	18V	24V	48V	
	RATED CURRENT	2.4A	1.6A	1.33A	1A	0.8A	0.666A	0.5A	0.25A	
	CURRENT RANGE	0 ~ 2.4A	0 ~ 1.6A	0 ~ 1.33A	0 ~ 1A	0 ~ 0.8A	0 ~ 0.666A	0 ~ 0.5A	0 ~ 0.25A	
	RATED POWER (max.)	12W	12W	12W	12W	12W	12W	12W	12W	
	RIPPLE & NOISE (max.) Note.3	50mVp-p	50mVp-p	80mVp-p	80mVp-p	80mVp-p	80mVp-p	100mVp-p	100mVp-p	
	VOLTAGE TOLERANCE Note.4	± 5.0%	± 5.0%	± 5.0%	± 3.0%	± 3.0%	± 3.0%	± 2.0%	± 2.0%	
	LINE REGULATION Note.5	± 1.0%	± 1.0%	± 1.0%	± 1.0%	± 1.0%	± 1.0%	± 1.0%	± 1.0%	
	LOAD REGULATION Note.6	± 5.0%	± 5.0%	± 5.0%	± 3.0%	± 3.0%	± 3.0%	± 2.0%	± 2.0%	
SETUP, RISE, HOLD UP TIME	1300ms, 50ms, 12ms/230VAC 1300ms, 50ms, 12ms/115VAC at full load									
INPUT	VOLTAGE RANGE Note.7	90 ~ 264VAC								
	FREQUENCY RANGE	47 ~ 63Hz								
	EFFICIENCY (Typ.)	80%	83%	83%	83%	84.5%	85%	85%	86%	
	AC CURRENT	0.5A / 115VAC		0.25A / 230VAC						
	INRUSH CURRENT (max.)	30A / 115VAC		60A / 230VAC						
LEAKAGE CURRENT(max.)	0.25mA / 240VAC									
PROTECTION	OVERLOAD	110 ~ 200% rated output power						150 ~ 250% rated output power		
		Protection type : Hiccup mode, recovers automatically after fault condition is removed								
PROTECTION	OVER VOLTAGE	110 ~ 140% rated output voltage								
		Protection type : Clamp by zener diode, output short								
ENVIRONMENT	WORKING TEMP.	-20 ~ +60°C (Refer to "Derating Curve")								
	WORKING HUMIDITY	20% ~ 90% RH non-condensing								
	STORAGE TEMP., HUMIDITY	-20 ~ +85°C, 10 ~ 95% RH								
	TEMP. COEFFICIENT	± 0.03% / °C (0 ~ 40°C)								
	VIBRATION	10 ~ 500Hz, 2G 10min./1cycle, period for 60min. each along X, Y, Z axes								
SAFETY & EMC (Note. 8)	SAFETY STANDARDS	UL60950-1, CSA C22.2 approved								
	WITHSTAND VOLTAGE	I/P-O/P:4242VDC								
	ISOLATION RESISTANCE	I/P-O/P:100M Ohms / 500VDC / 25°C / 70% RH								
	EMC EMISSION	Compliance to FCC PART15 / CISPR22 Class B								
OTHERS	LIFE	3 years : 100% load 40°C, 8hours / day								
	MTBF	265Khrs min. MIL-HDBK-217F(25°C)								
	DIMENSION	62.2*27.4*39.5mm (L*W*H)								
	PACKING	109g ; 110pcs / 13kg / CARTON for cable connection ; 56.2g ; 90pcs / 7.5kg / CARTON for USB connection								
CONNECTOR	PLUG	See page 3 ; Other type available by customer requested								
	CABLE	See page 3 ; Other type available by customer requested								
NOTE	<p>1.All parameters are specified at 115VAC input, rated load, 25°C 70% RH ambient.</p> <p>2.DC voltage: The output voltage set at point measure by plug terminal & 50% load.</p> <p>3.Ripple & noise are measured at 20MHz by using a 12" twisted pair terminated with a 0.1uf & 47uf capacitor.</p> <p>4.Tolerance: includes set up tolerance, line regulation, load regulation.</p> <p>5.Line regulation is measured from low line to high line at rated load.</p> <p>6.Load regulation is measured from 10% to 100% rated load</p> <p>7.Derating may be needed under low input voltages. Please check the static characteristics for more details.</p> <p>8.The power supply is considered as an independent unit, but the final equipment still need to re-confirm that the whole system complies with the EMC directives. For guidance on how to perform these EMC tests, please refer to "EMI testing of component power supplies." (as available on http://www.meanwell.com)</p>									

Derating Curve




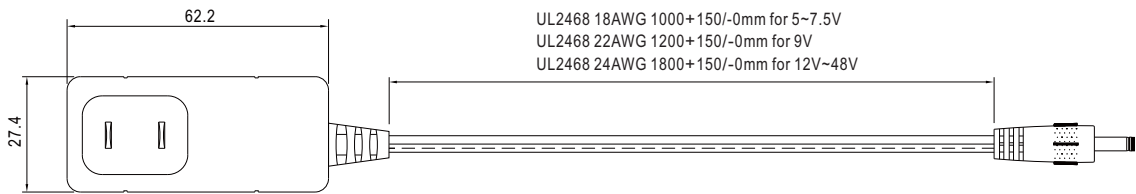
Static Characteristics



Mechanical Specification

Unit:mm

※Cable Connection

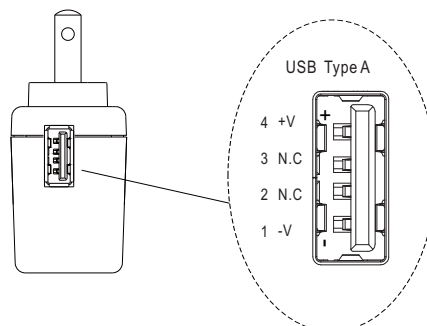
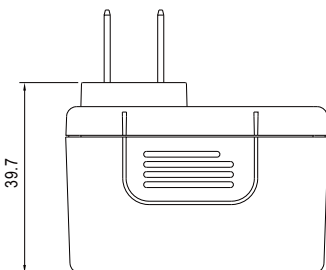
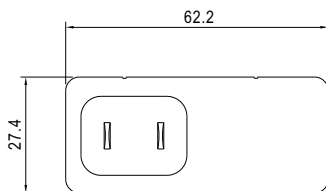


Plug Assignment

Standard plug for cable connection

P1J	
P/N	OUTPUT
CENTER	+

※USB Connection



Installation Manual

Please refer to : <http://www.meanwell.com/webnet/search/InstallationSearch.html>